



Universidad del Desarrollo

Universidad de Excelencia

The Universidad del Desarrollo (UDD) is an independent, coeducational, nondenominational university that provides undergraduate and graduate education in medicine, social sciences, and engineering. UDD was founded in the city of Concepción, with the objective of giving a different and innovative perspective to the formation of outstanding professionals that contribute to the development of Chile.



FACTS

- Young University: created in 1990
- Accredited in Research
- Undergraduate Programs: 26
- Graduate Programs: 21 Masters + 4 PhD
- Medical & Dental Programs: 36
- Campus: 5
- Cities: Santiago and Concepción
- Faculties: 11
- Research Centers: 21

FACULTIES

- Architecture
- Communications
- Law
- Design
- Economy and Business
- Education
- Government
- Engineering
- Medicine
- Psychology
- Health Sciences




Universidad del Desarrollo

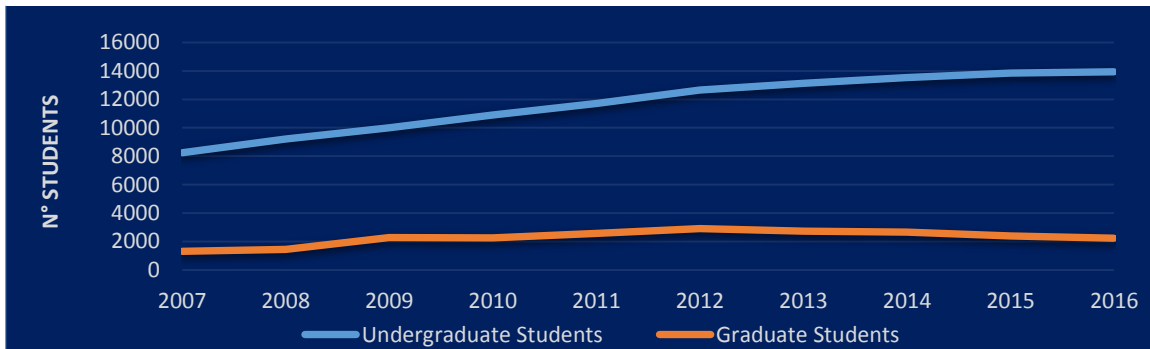
Universidad de Excelencia

UDD STUDENTS & ALUMNI

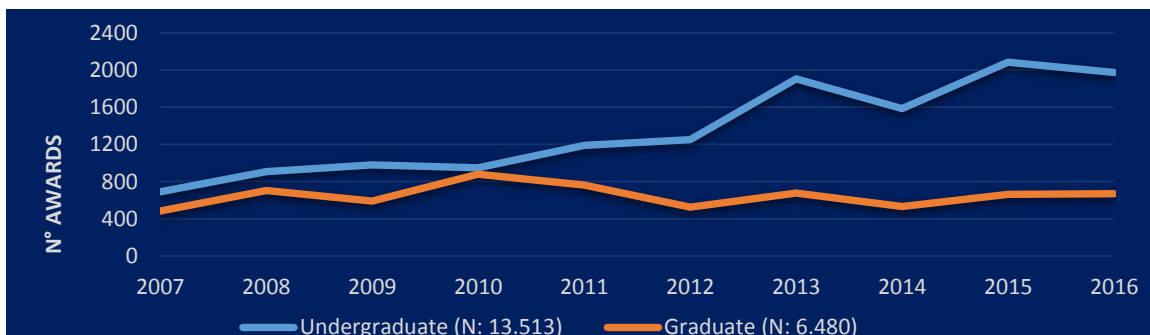
The university currently has 13.500 undergraduate students, 2.500 graduate students and more 14.000 alumni, who are characterised by four core values: entrepreneurship, leadership, ethics, and public engagement. This is accompanied by the differentiating axes –interdisciplinary, globalization, and innovation; all of which converge in a learning experience that distinguishes the formation of its students.



Graph N°1, UDD Students 2007 - 2016



Graph N°2, Degrees Awarded 2007 - 2016



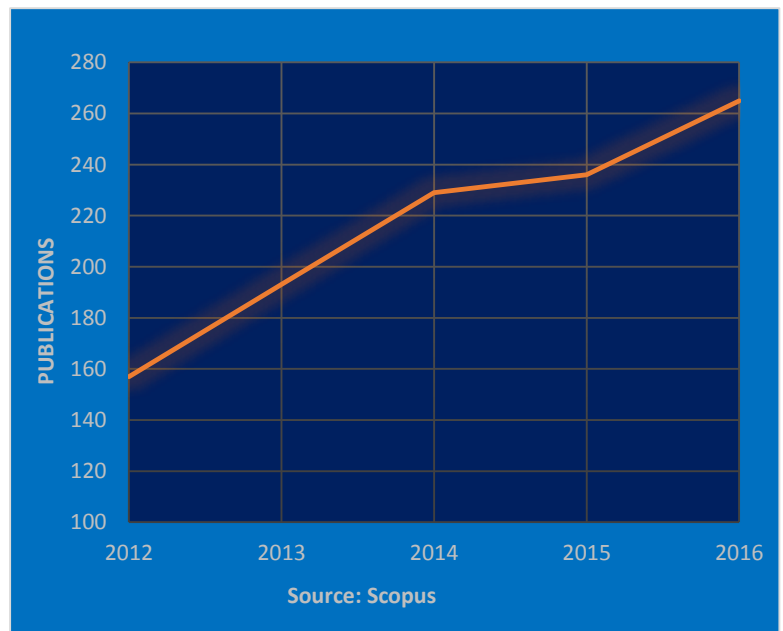


UDD RESEARCH

The UDD was accredited by the *Comisión Nacional de Acreditación of Chile (CNA)* in December 2016. From the total of 55 universities in Chile only 24 Chilean universities are accredited in research: 10 are state based institutions; 7 are traditional/private, named G9; and 7 (including UDD) belong to the group of 30 young private universities. The universities accredited in research account for 93% of the Chilean publication output. The achievements in research at UDD is evidenced by the gradual progress in publications and citations, as shown below.

The researchers affiliated with the UDD continue to increase their publications, which has enabled the university to achieve scientific production to be included in the Times Higher Education (THE) Ranking with over 1,000 Scopus academic database publications in the last five years.

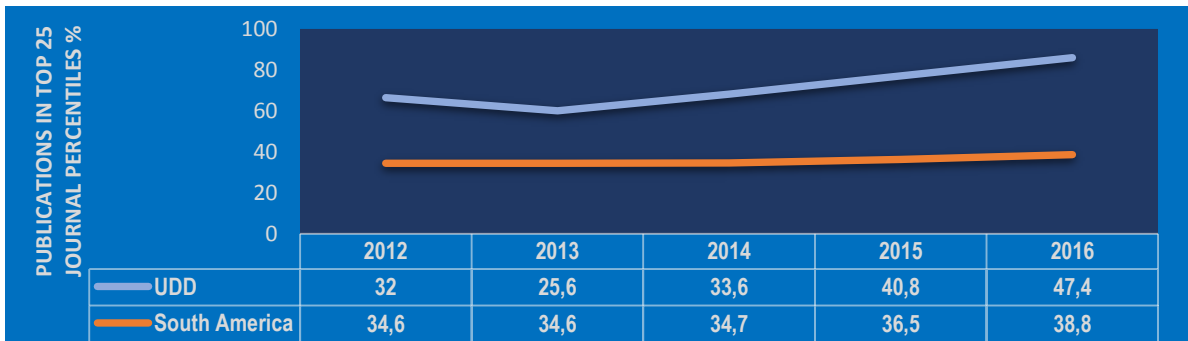
Graph N°3, UDD Publications



PUBLICATIONS WITH IMPACT

The high quality of UDD scientific productivity is shown in the increased percentage of scientific papers published in 25% of the journals that have the greatest impact at the international level (Q1), increasing from 32% in 2012 to 47% in 2016, Graph N° 4.

Graph N° 4, Publications in Top 25 Journal Percentiles vs. Publication Year



Source: SciVal, Date last updated 19 May 2017

As research becomes increasingly globalized, UDD researchers have established collaboration networks in regions from all around the world, much more than the average of South American universities, as shown in Graph N° 5. The countries with the highest volume of permanent collaborations with UDD researchers are the United States and the United Kingdom, countries where the best universities in the world are located according to the Ranking THE.

Graph N° 5: International Collaboration UDD

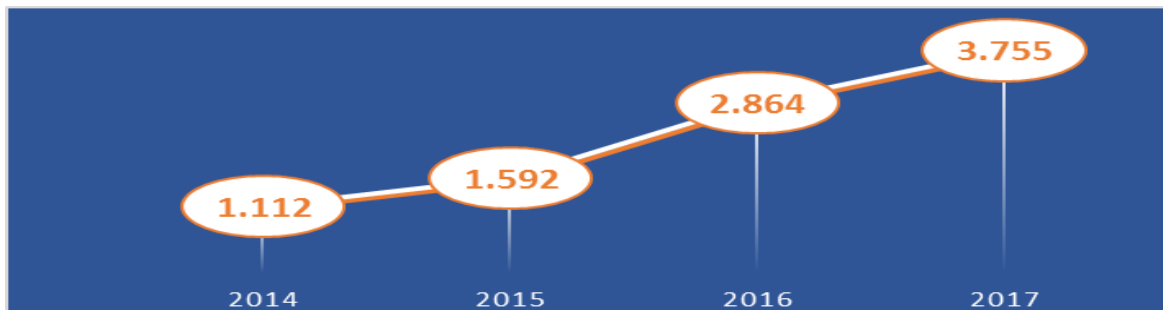


Source: SciVal, Date last updated 19 May 2017

UDD CITATIONS

Citations are currently the most used indicator by the global scientific community to determine the relevance of the publication, thus indicating if it is a contribution to the progression of science. According to the information provided by the Web of Science database, the evolution in the number of received citations for the publications of the UDD researchers has increased every year during 2014 – 2017 (graph N°6), in an even higher proportion than the increase in high quality published articles for that same period. The increment in citations shows that the research produced by UDD is being valued by the international scientific community.

Graph N°6: Sum of times Cited per year, UDD 2014 – 2017



Source: Web of Science, January 2018